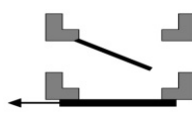
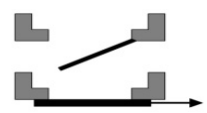
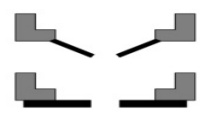
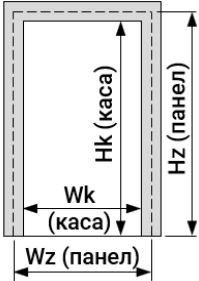
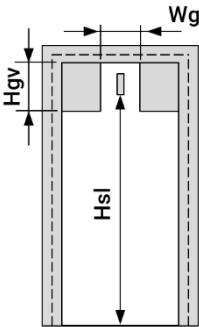
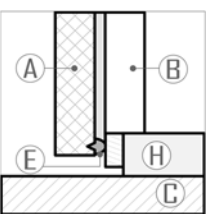
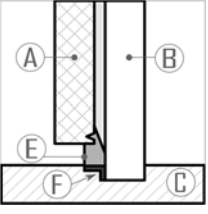
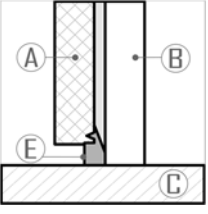
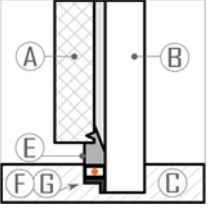


4023 Plovdiv, Nestor Abadjiev Str. 57 • Tel: +359 32 635278 • eMail: [office@ifd-bg.com](mailto:office@ifd-bg.com) • [www.ifd-bg.com](http://www.ifd-bg.com)

CUSTOMER: ..... DATE: .....

TEL: ..... eMail: .....

MODEL	OPENING DIRECTION			COLD ROOM TEMPERATURE
SLIDING HINGED OFFICE/SERVICE FLIPPING OTHER	<b>LEFT</b>  ..... pcs	<b>RIGHT</b>  ..... pcs	<b>DOUBLE WINGS</b>  ..... pcs	.....
<b>CLEAR OPENING</b>  Wk = ..... [mm] Hk = ..... [mm] ...or wall/panel hole Wz = ..... [mm] Hz = ..... [mm] wall thickness Dz = ..... [mm] <u>Threshold</u> Floor panel height (S1) Df = ..... [mm]		<b>DOOR WITH RAILWAY PASSAGE</b>  Wgv = ..... [mm] Hgv = ..... [mm] Height under the conveyor railway Hsl = ..... [mm]		<b>THRESHOLDS</b>  S1 step/floor panel  S2 angle section  S3 finished floor  S4 integrated heater
<b>BLADE</b>	<b>FRAME</b>	<b>C-FRAME</b>	<b>HEATING</b>	
<u>Thickness</u> Db = ..... [mm] <u>Sheet selection</u> Metal sheet as per RAL ..... INOX <u>Blade frame</u> ALU INOX none	PVC Metal sheet RAL ..... Metal sheet INOX Flat	PVC Metal sheet RAL ..... ALU INOX none	on frame blade gasket	
		<b>ACCESSORIES</b>		
		door lock window with dimensions W = ..... [mm] H = ..... [mm] blade protection		
Additional comments ..... .....				A – blade B – frame C – floor E – gasket F – threshold angle section G – threshold heater H – floor insulation panel